

## **New Toad Toter Bags are in!**

**Info for the Uninitiated:** On full moon days (as noted in the calendar) you will get 20% off all purchases (not otherwise discounted) that you can fit in your Toad Toter bag. You must bring your bag to participate. Toad Toter bags cost \$25 and they are good for forever. You don't have to buy one every year.

But we have new & different bags this time, complete with a zippered top, zippered inside pocket, a place for a water bottle and other intriguing pockets. So if your old bag is getting a bit worn, come in for a refit!

BTW, The bag got its name because the shop logo, which is on the bag, is a quilt block called Toad in the Puddle, one of my favorite blocks. Thus, if you carry a tote bag, you are a toter of a toad bag. Toad Toter!

## **Vote for my row!**

**We have 100 votes so far! Yea! There was been a surge of voting on other rows, so we sit in 4th place right now. My continued thanks to all of you for supporting my row!**

Creative Grid has sponsored a Row Challenge and our row has been selected for the contest! Last year we participated, but we didn't know we had been selected until right at the end of the voting period. This time we have until the end of the Row By Row Experience to get the vote out.

You can go to Creative Grid's Facebook page to see all of the rows entered into the contest. You need to click "Like" to vote. You can vote for as many rows as you like.

Or you can just vote for mine. :)

To make it easy for you to find my block, you can click on the link below.



[For Around the Block's Row Click Here!](#)

## Monthly Mini Class

We are making a fall table runner, quick & easy, with fused leaves in fall colors. And since every mini needs a new learning skill, this month we will learn how to make bias stems, using a cool tool. And we will learn how to fuse or glue them in place. You will need to put borders on the quilt, but for class, just bring scissors.

Next month we will do a beautiful striped (2 1/2" jelly roll works) table topper quilt. So in October, you will need your machines.



**September 2, 2016**

I love small living in a small town. I can say Cheyenne is small because I grew up in Omaha, which is big. I have lived in a much smaller town, one with only one grocery store, a part time gas station and a full time liquor store. You had to plan your trips carefully, so you didn't run out of gas going to get gas.

So only in a small town in Wyoming can all this happen on the same day. Last week I went to the Farmer's Market. Parking is always fun downtown, and last Saturday the choice slots by the Albany were roped off, making things more challenging. When you park there normally it's 15 minutes, 15 minutes out. Easy. But last Saturday I had to drive around the block again until I found a slot on Lincolnway, right by the Atlas. This is important for later.

I headed into the Market through the welcoming sign hung between two posts. But my attention was diverted by a sign set up next to some scraggly looking young guys with guitars. The poster featured a sultry young woman with pouty lips, extending her middle finger. I'll get back to that in a minute. I was so surprised by the poster that I almost walked into the Welcome to the Farmer's Market sign. The Welcome sign hangs so low that for someone of even my challenged height, if you're not paying attention, which I wasn't, you can bang your head on the bottom of the sign. Fortunately, I saw the sign & impending disaster and at the last minute skirted around the posts. It reminded me of a story about my brother and my dad, who were taking furniture in a 16.5 ft van to my brother's new house. Dad was reading the map as they came up to a 16 ft bridge. Unfortunately Dad wasn't reading fast enough.

Anyway, back to the sultry poster. As I wandered around the Market I decided I was going back to tell the young musicians what a marvelous marketing plan they had devised to try to get money out of the 8 a.m. middle aged Market crowd, by essentially telling them, pardon my French, to f-off. But they were gone by the time I got back.

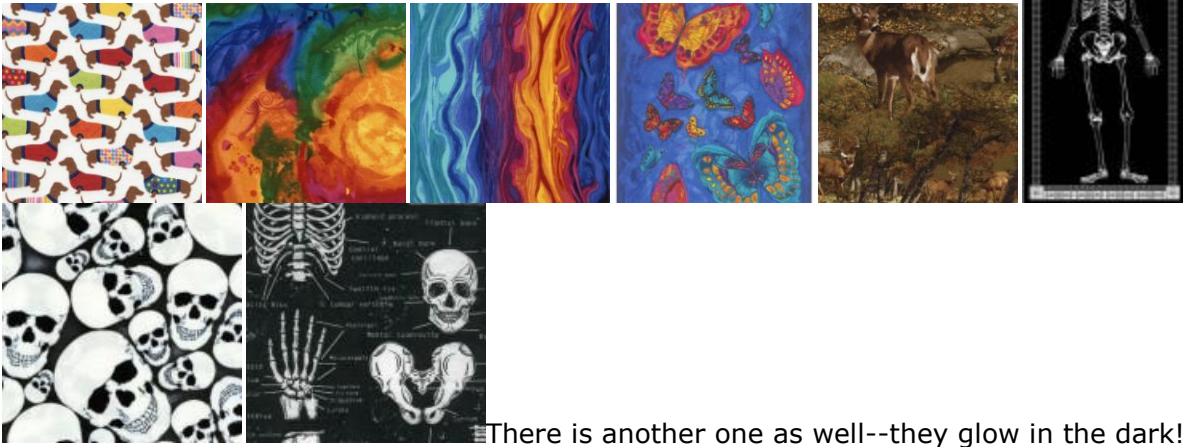
The Market that morning was also packed with a lot of petition signature collectors. Not only were they annoying, but I couldn't help think that the last person I wanted to vote for was someone with such poor planning skills who waited until the last minute to get on the ballot. Now, to be fair, they've probably been collecting signatures for a little while and the deadline for getting on the ballot is approaching quickly. But when you see a signature collector approaching cars on the street and pushing a clip board in the face of an elderly driver, you gotta wonder whether you can trust the judgment of the candidates who hired these folks to work for them. Distracting the elderly while they're driving is not a wise move.

But those weren't the strangest things that happened at the Market that morning. As I was going back to my car, there was a man who had parked one of those little truck, trucks, just alongside my car, blocking traffic in the street. He had taken an extension ladder, that looked partially exgtended, out of the back of the truck and was toting it to the sidewalk, intent on leaning it against the building beside the Atlas Theater or trying to put it through a window. I wasn't sure which. I started grabbing napkins to write all of this stuff down, and the next time I looked up, he was gone and the ladder no where to be seen. I couldn't help wonder what possessed him to try to stuff an extension ladder through a window in a building on Lincolnway at 9 a.m. on Saturday, Market day. He reminded me of a Mario Brothers action figure, pulling a ladder out of a tiny truck & shoving it through a top floor window. I have no idea.

So as I was driving to the shop afterward, I remembered that the night before around midnight, the coyotes were howling and I figured that must have been a foreshadowing for the coming day: When coyotes talk the night before, weird things happen in the morning.

## WHAT'S NEW!!

From Timeless:



There is another one as well--they glow in the dark!

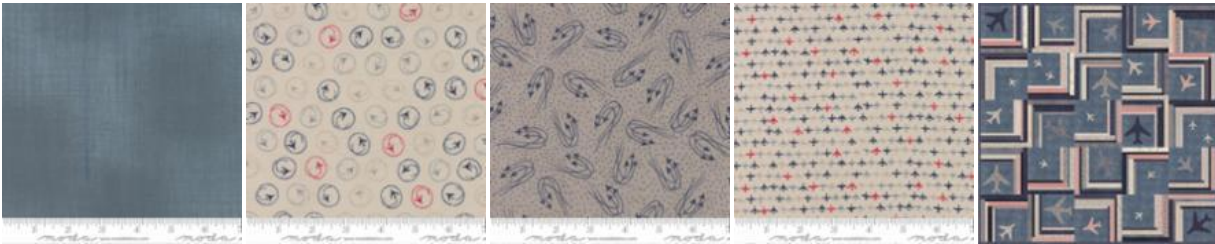
From Moda:



These are 2 different panels, one large,



one small





pattern

laser cut planes

From Anna Griffin



From Free Spirit:




From Michael Miller:





From Moda:  
Hey Dot



Brighten up (plus charms & jelly rolls)



From Stof: I could not capture all of the images for the Stof fabrics. Stof is a Danish company.





in bright colors, same with above panel)

(ours is in the




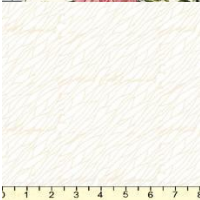
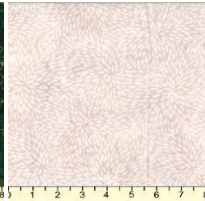








(only in more taupe colors)



And a

dot fabric.  
From Hoffman:







From Moda:



# September Classes & Special Events

**Finish Your Quilt Sale** Sept 3, Oct 1, Nov 5, Dec 3

Bring your finished quilt top to the store, and we'll help you find the perfect back and binding. Plus, we'll give you 20% off your backing, binding and/or batting. It's time to finish your quilts!

**Block of the Month** Sat. Sept. 3 10:30-11:15 FREE Barb Boyer

Join at any time. You get a free fat quarter if you come to class with the previous month's completed block. This year we're making a red, white & blue quilt-patriotic theme, if you like.

**Ornament Club** 1<sup>st</sup> Sat of the month, 1:30-3:30 Free, if you buy that month's kit

Each month we will feature a different pieced ornament. Some of the ornaments can be used as gift tags & gift

card holders. You can pick & choose which ornaments you want to make-each ornament will be displayed prior to class. You can make the March ornament & skip the April ornament, for example. Kits are limited, though, so if you are interested in a particular kit, be sure to sign up for that month & let me know.

### **Monthly Minis** First Saturday of the Month, Sept-Dec. 4-6 \$10 for the year (plus patterns or kits)

This year we are doing various table runners/ door banners/small wall hanging celebrating each month. Some of the quilts are long & skinny, some square, some round. Most of the quilts will be kitted.

### **English Paper Piecing** 1<sup>st</sup> & 3<sup>rd</sup> Mondays 2-4 Barb Boyer \$20

English paper piecing dates back to the early 1800s. It is a hand sewing method that uses paper templates to help sew complex angles together, like hexagons. Any number of different designs can be made, including Grandmother's Flower Garden. Several patterns will be available, including traditional Flower Garden and the Downton Abbey free pattern.

### **Knit Pickers' Club** 2<sup>nd</sup> Thurs. of each month, 6-8:30 Carol Moler

Every second Thursday, we're getting together to practice our knitting. The Club is open to all skill levels. We want to share what we've learned, find new patterns, and simply just sit and knit.


### **Hand Embroidery Club** 2<sup>nd</sup> Sat. of the month, 10-noon FREE (but see below) Kathy Sconce

(Club normally meets the 2nd Sat. of each month from 10-noon)

Starting this fall we are doing barns. If you want to participate, there will be a COST. The patterns is \$20 + \$12 for printing. Each month, I will print the barn on Transfer Ez for you. Bring your fabric and supplies (floss, hoop, scissors, etc), and we will sit & stitch on the blocks during class. Fabric requirements will be provided in the first class.

### **Coloring on Fabric** Sat. Sept. 10, 1-3 \$20 Barb Boyer

We have several panels for coloring projects-some for kids, some for adults, some for both. Experiment with our fabric markers, crayons & colored pencils during class. An advantage to coloring of fabric is you have a finished project at the end: Center of a quilt, a pillow case, or even a table runner!



### **Chit Chat Quilt** Sat. Sept. 10 & Oct. 8, 4-6 \$20 Barb Boyer

**English Paper Piecing in miniature!** The blocks are tiny, about an inch wide and maybe 2" long, pointed on each end and you will need about 105 of them. The quilt is called a "Chit Chat" quilt or a "Conversation" quilt. Find fabrics that "chit chat" about your life. For example, I will have dogs, cats, parakeets, ducks and horses in my quilt. Plus roses, the word "huskers" because I was born in Nebraska. Find images on fabric that represent your life, where you have traveled, what you have accomplished, your job, your kids, your family, where you've lived, what you like to read, what you like to eat. Favorite flowers, birds, time of year. If you've wanted to learn how to English paper piece, this quilt is quick and easy to learn.

## **Beginning Quilting** Sun. starting Sept 11 1-4 OR Wed Sept 14 6-9 8 weeks

\$65 Barb Boyer

This comprehensive 8-week course will introduce to you almost everything you need to know about piecing a quilt top. Along the way you will learn about color, batting, thread, machines and various techniques to give you the skills to make almost any quilt.



## **Camden Bag** Thur. Sept 15 & 29, 1-4 or 6-9 \$25 Sue Frerich

Zigzag together fabric-covered fusible-batting strips for the sides of this charming oval-bottom handmade bag. The pattern has two sizes to choose from: Large 18" wide x 16" tall x 12" deep

Small 13" wide x 9" tall x 9" deep. Sue will walk you through the steps to make this great bag!



## **Eleanor Burns El's Garden Sampler Quilt** Sat. Sept 17 & 24; Oct. 15 & 22; Nov. 19 & 26 10-12 \$20 Barb Boyer

Eleanor Burns has collected attic quilts for years and the sampler in the book Quilts from El's Attic is designed from the blocks in her collection of antique quilts. Each week (2 weeks in a row each month) you will learn different 2 blocks. In December (not yet scheduled) you will learn how to do a scalloped border to finish your quilt.



## **Christmas Row Quilt** 3rd Sat of the month, 1-4 ongoing

## **Machine Applied Binding** Mon. Sept. 17, 4-6 4-6 \$20 Barb Boyer

We will explore two different machine applied binding: one that uses a cord and one that used a flange. Bring a small quilt, your binding and your sewing machine-check the supply list to make sure you have the right tools (cording, the correct foot, binding cut at the correct width). Putting binding on by machine cuts your time tremendously and when done well can be award winning!

## **Back Basting** Wed. Sept. 21, 1-3 Sandra Freeburg \$25

Back basting is a template free method of needle turn applique. No slippery freezer paper or chalked lines on top that never seem to get turned under quite right. This method is especially great for traveling, because your pieces will be basted onto your background -- no need for pins to get in the way. This class is great for beginners and all levels of appliquers. Don't let hand applique frustrate



you. It's really easy and relaxing!

**Jacks All Around** Sat. Sept. 24, 1-6


This cute Halloween quilt features easy pieced pumpkins, all with different faces. Choose 12 different oranges for your pumpkins and change up the faces to create your own special Halloween jack o'lantern quilt!

**Hand Quilting** Wed. Sept. 28, 1-3 \$25 Sandra Freeburg

Hand quilting is an art that should not be lost. By the end of Sandra's class you will be hand quilting with confidence. Everyone has at least one special quilt that calls out for hand quilting. And there is nothing better than the feel of a hand quilted quilt. Do yourself a favor and learn this art that connects us to our past -- our mothers, grandmothers and great grandmothers.

**Wild Orchid Raven Quilt** Fri. Sept 30,  
2-4 \$20

This block of the month will feature a different raven block, from the Raven book by Blackbird Designs. You can hand applique the blocks, but class will show you how to trace the pieces, fuse them in place and applique around by machine. We have 1 kit left of the original fabrics, but you can choose your own fabrics from your stash.



**Friday Nighters, last Friday of the month** 5:30-? \$10 Barb Boyer

This class will help you get organized for Christmas 2015 -- or just help you get things done. You give me a list of your "to dos" or unfinished projects you want to finish and then each month I check off what you've completed. Trust me. If you need incentive to stay on track, this is it. You can bring your sewing machine or do hand work.

## September 2016

Sunday	Monda	Tuesda	Wednesda	Thursda	Frida	Saturday
--------	-------	--------	----------	---------	-------	----------

	y	y	y	y	y	
				<b>1</b>	<b>2</b> Open Sew1-4	<b>3 BOM 10:30-11:30 Ornament Club 2-4 Monthly Minis 4-6</b>
4 CLOSED	<b>5</b> English Paper Piecing 2-4  Labor Day	<b>6</b>	<b>7</b>	<b>8</b> Knit Pickers' Club 6-8:30	<b>9</b>	<b>10 Embroidery Club 10-noon Coloring on Fabric 1-3 Chit Chat 4-6 (English Paper Piecing)</b>
<b>11</b> Beginning Quilt 1-4	<b>12</b>	<b>13</b>	<b>14</b> Beginning Quilt 6-9	<b>15</b> Camden Bag 1-4 or 6-9	<b>16</b> Open Sew1-4 Full Moon	<b>17</b> Eleanor Burns El's Garden Sampler 10-12 Christmas Row Quilt 1-4 Machine Applied Binding 4-6
<b>18</b> Beginning Quilt 1-4	<b>19</b> English Paper Piecing 2-4	<b>20</b>	<b>21</b> Back Basting 1-3  Beginning Quilt 6-9	<b>22</b>	<b>23</b>	<b>24</b> Eleanor Burns El's Garden Sampler 10-12 Jacks All Around 1-6
<b>25</b> Beginning Quilt 1-4	<b>26</b>	<b>27</b>	<b>28</b> Hand Quilting 1-3  Beginning Quilt 6-9	<b>29</b> Camden Bag 1-4 or 6-9	<b>30</b> Wild Orchid Raven Quilt 2-4  Friday Nighters 5:30 -?	<b>Color of the month: orange</b>

\*\*\*\*\*

### HAND EMBROIDERY CLUB

If you want to learn to hand embroider or just brush up your technique, join us on the second Saturday of the month from 10 to noon. We provide free vintage patterns, and this year we will have free patterns of girls with hats, that you can embroider, embellish and

color. Each month Kathy Sconce shows us a new stitch to try, plus, she guides us through thread choices, how to knot, fabrics to use, and tracing techniques.

\*\*\*\*\*

**Knit Pickin' Club**

This is another get-together class to sit & knit, work on our projects, share information and get some help. We will share techniques, suggest patterns, but mainly we'll sit & knit (or pick).

**Toad Toters**

On full moon days (as noted in the calendar) you will get 20% off all purchases (not otherwise discounted) that you can fit in your bag. You must bring your bag to participate. Full Moon Days: Sept. 16; Oct. 16; Nov. 14; Dec. 14.

**Discount Policy**

We will honor only one discount -- whichever is largest. You can't combine a 10% with a 25% discount to get a 35% discount. On this we can't be bribed.

**Color of the Month**

September orange; October green; November flannel; December Christmas.

\*\*\*\*\*

Join the fun and come feel the difference of quality fabrics.

Happy quilting!

Sincerely,

Barbara Boyer  
Around the Block  
307-433-9555  
[www.aroundtheblockquilts.com](http://www.aroundtheblockquilts.com)